


122 LANE MAINTAINER

ROAD MAINTENANCE

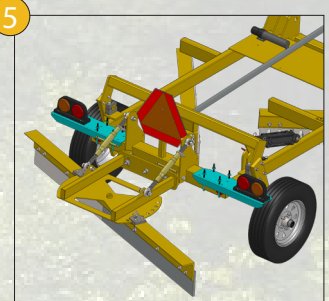

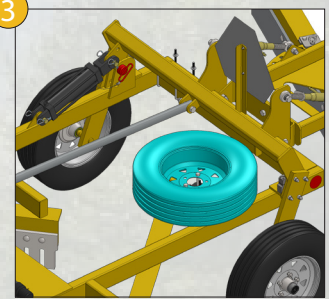
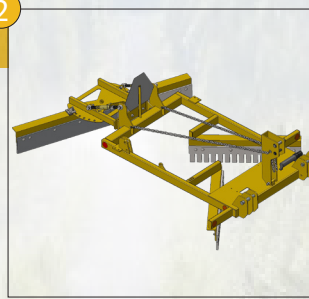
FEATURES & BENEFITS:

- 1 Height adjustable front hitch with optional clevis, loop, or ball coupler. Safety tow chains and 2-5/16" ball hitch are standard.
- 2 Jack stand for quick and easy hook-up and storage.
- 3 72" Fixed cutting width with serrated mixing blades.
- 4 5-Bolt high speed hubs and tires.
- 5 Easily adjustable rear finishing blade – height control without the use of tools.
- 6 2" x 8" Single acting lift cylinder.
- 7 Fully welded tubular frame.
- 8 Easily adjustable pitch linkage controls cut depth.



122 ROAD DRAG OPTIONS

- 1 12V Power Unit with Wireless Controller
- 2 Model 390 (3-Point Mount Version)
- 3 Spare Tire
- 4 Serrated Finishing Blade
- 5 Light Kit (DOT Compliant)

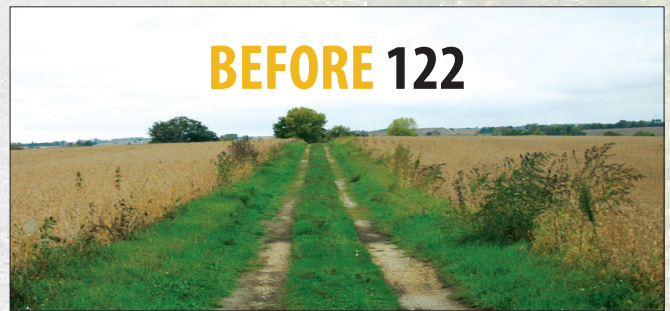


122 ROAD DRAG SPECIFICATIONS


Weight	1,200 lbs.
Length	16'
Length of Working Section	10'
Cutting Width	6'
Cutting Edge(s)	5/8" x 8", C1080 High Carbon Steel, (serrated, punched to AASHTO standards)
Tires	(2) 13" Radial Tires (with high speed hubs)
Tow Vehicle Required	1/2 ton 4 x 4 or 30 h.p. Tractor
Lifting Cylinders	(1) 2" x 8" Single Acting
Front Hitch	2- 5/16" Ball Coupler or Clevis Hitch
Finish	Caterpillar Yellow



BEFORE 122



AFTER 122



www.bonnell.com • (800) 851-9664 • info@bonnell.com
1385 Franklin Grove Rd. • Dixon, IL 61021



AUTHORIZED DEALER: